


00757.HK

2024

2024 Annual Results



00757.HK




01

02


03

04

05




SOLARGIGA ENERGY HOLDINGS LIMITED



2024

599GW

2024



1.3



24,900GW

2030

2030

3%

2050

9,400GW

2050

51%

2023

G20

GW

+

TOPCon

70%

BC HJT

AI

2

2.1



Make the World a Better Place

2000 2008

00757.HK

2000



2024

20 (NO.14)

2024

500 (NO.282)

PVBL

()20 (NO.12)

2024

()500 (NO.323)

PVBL2024

100 (NO.76)

2024

(NO.56)

2024

2024

2.3




组件

TOPCon

N

HJT

N




系统

BIPV

LEED

EPC
BAPV



半导体

6-8

6-8


2025

8

13 15


2.5





2024





3.1.1



2024

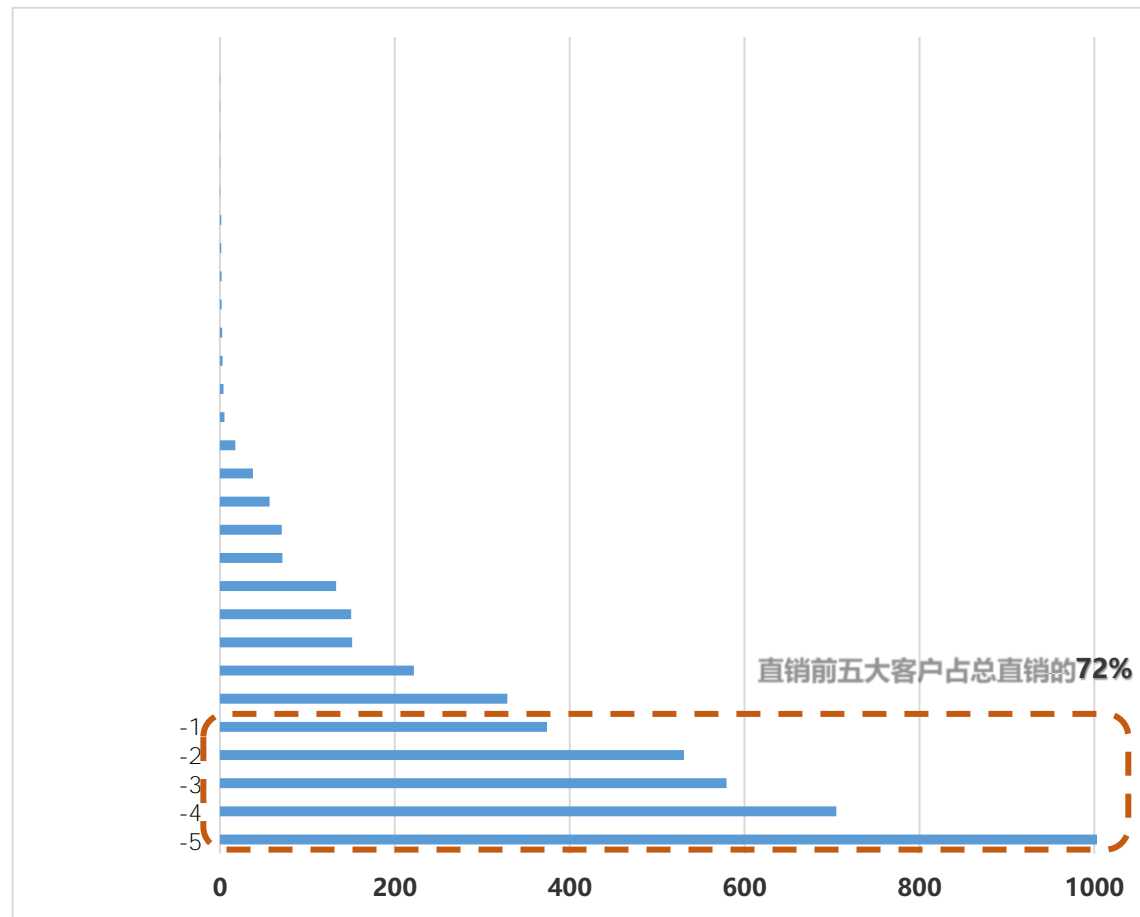
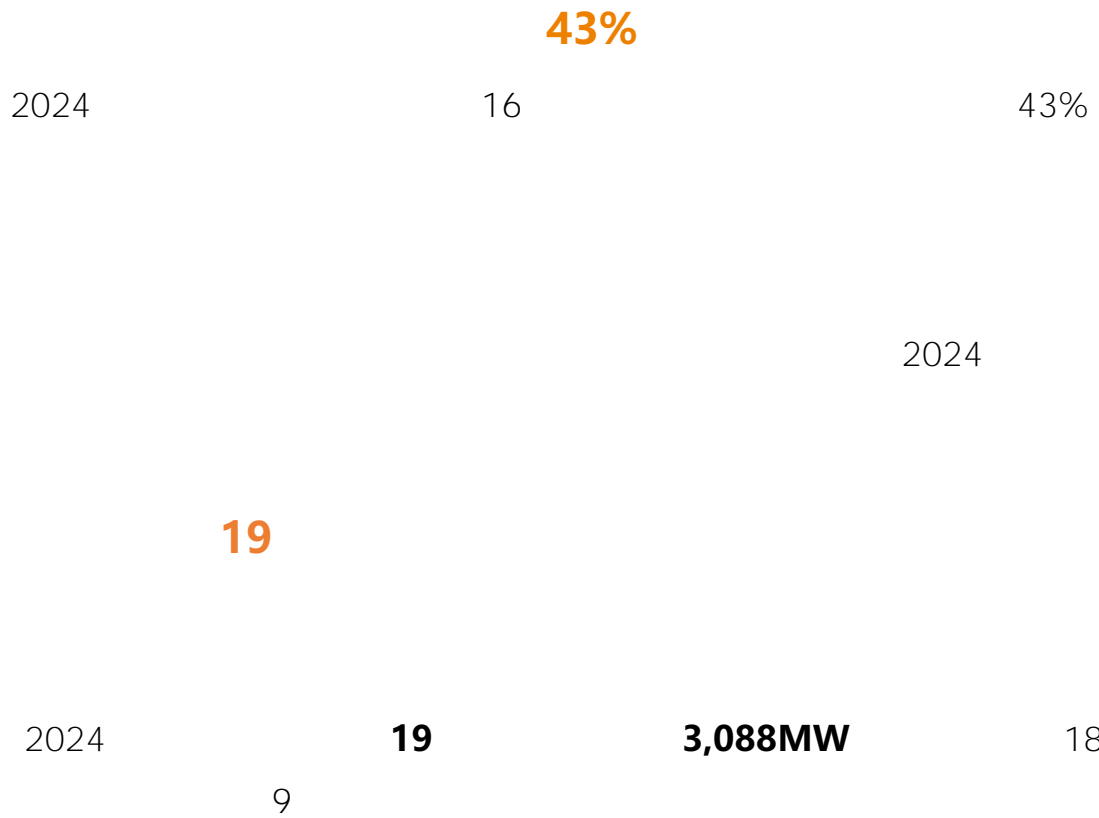
103%


103%





3.1.2





3.1.4



20~25%

B

5~8%

OBB

3.1.4



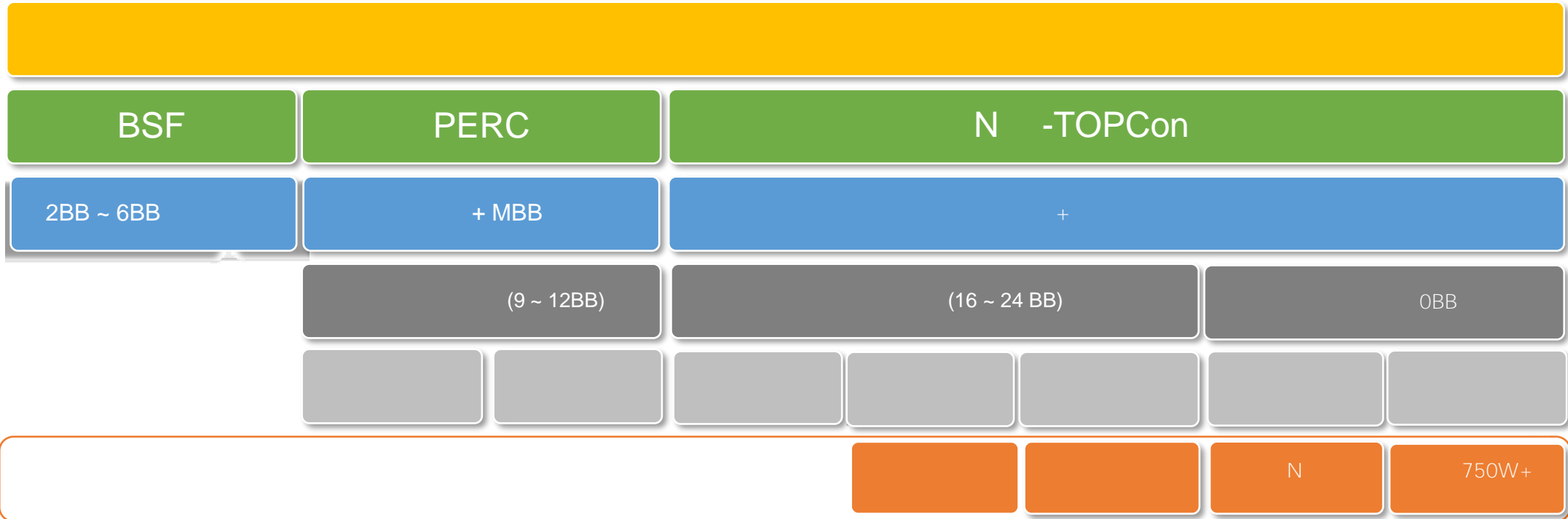
2018

N

N TOPCon

HJT/BC

N



3.1.4



	TOPCon		18X		TOPCon		TOPCon
	CNAS						
183N/210R/210N/HJT		CQC	VDE	TÜV		N	TÜV
2024		209					
182N/P							182N/210N/HJT



CQC




VDE



INMETRO



JET




CNAS



3.1.5

2024	182N	99.83% P	99.93%	N	0.34% P	0.18%
		100%				
			AI	+		90%
	100%	0.009 /W		100%	99.8%	



EPC

2024

BIPV

BIPV

BIPV

BIPV

BIPV

LEED

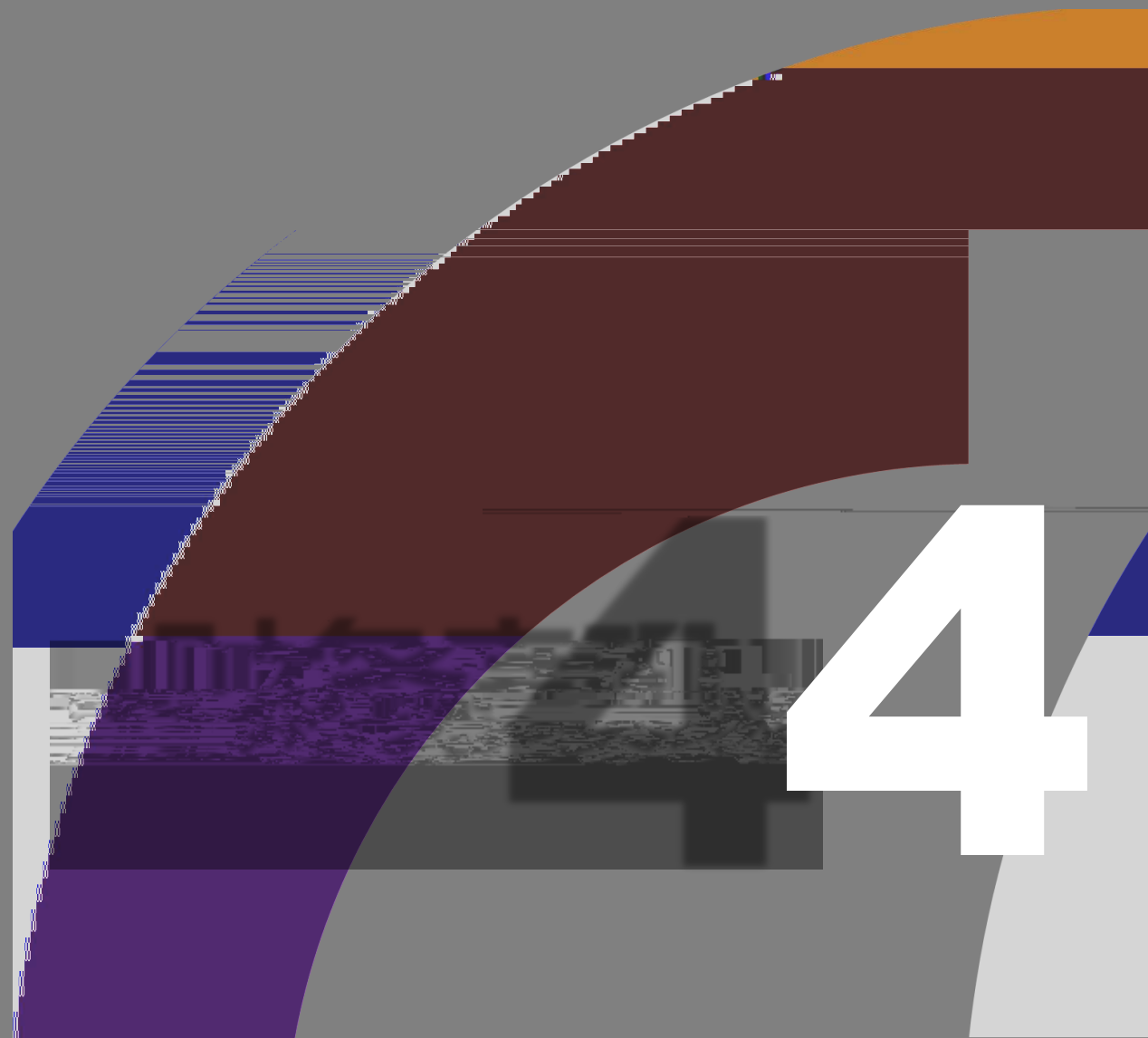
3.3



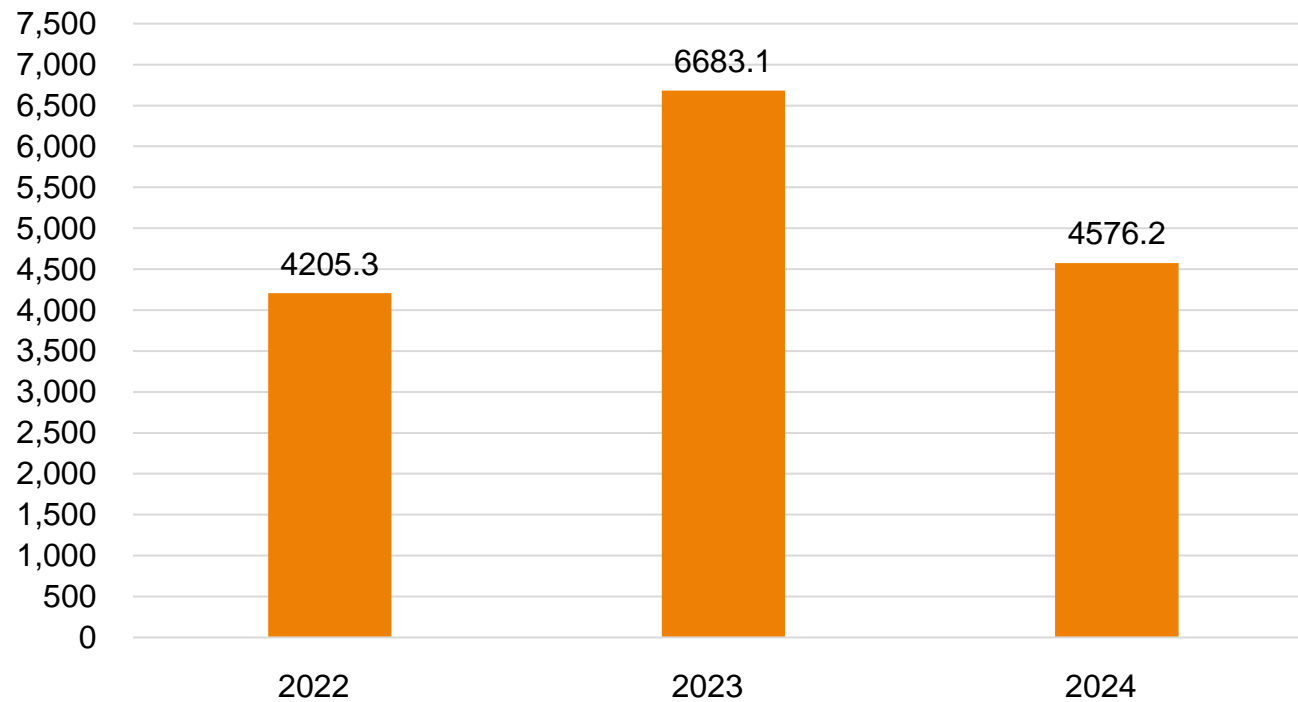

2024

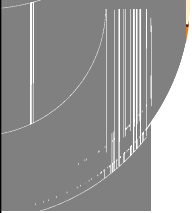
	20	10	
2000	6-16	120	
4-5		6	





4







2024

S

458.0 6.4% 104.0 77.3% 3.6 2.8%

S

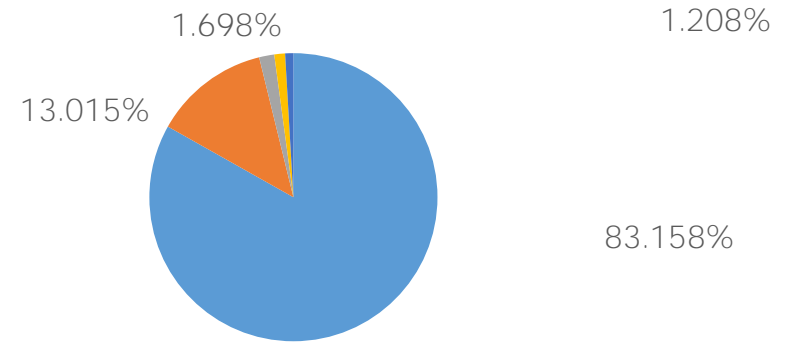

0.3% 387.0 5.4% " " -11.2 -

()						
()						
(%)			2.8%		6.4%	
()			()			
/ ()			()			
/ ()			()			



2024

		()	()	
A	%	%		





Ⓢ

Ⓢ

Ⓢ

35 24

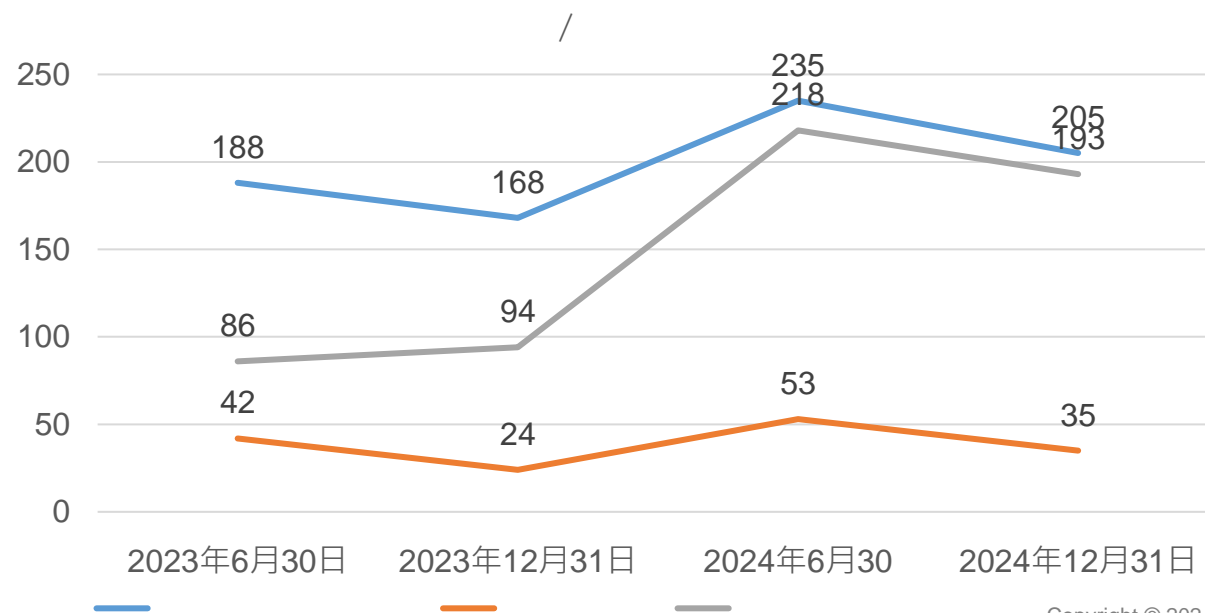
95%

193 94

168

205

	12 31	12 31
()	35	24
()	193	94
()	205	168





S


180.9

692.1

S

1454.5


/	180.9	(692.1)
	2024	2023
	2,748.6	4,121.8
	272.0	353.3



土地规划与建筑




5



5.1





N




5.2

EPC





5.3



感谢聆听