

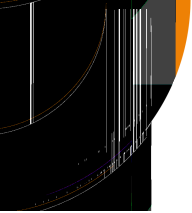
00757.HK

2024

2024 Annual Results



招商局港口



●

“


”

“


”


“

”



- 01
- 02
- 03
- 04
- 05







1.1

2024

599GW

• 2024 34.9%

• (CPIA) 2024 GW 37

• 235.93GW 2023 13%


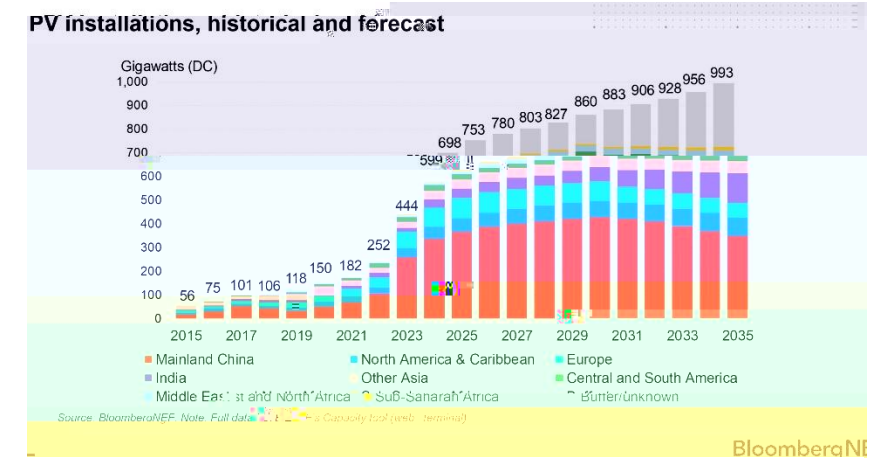
- 99% 43%

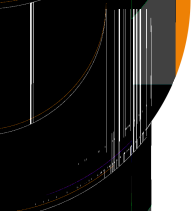
26% 10% 7%

• 277.57GW 28.3% 886GW

-

- 57% 32% 11%





1.2



-
-
-

-
-
-

/ /



•

2030

2030


~

3%

2050

51%

G20



2.1



Make the World a Better Place

2000 2008

00757.HK

2000



644 7 75

, 44 9 2

2024

20 (NO.14)

2024

500 (NO.282)

PVBL

()20 (NO.12)

2024

()500 (NO.323)

PVBL2024

100 (NO.76)

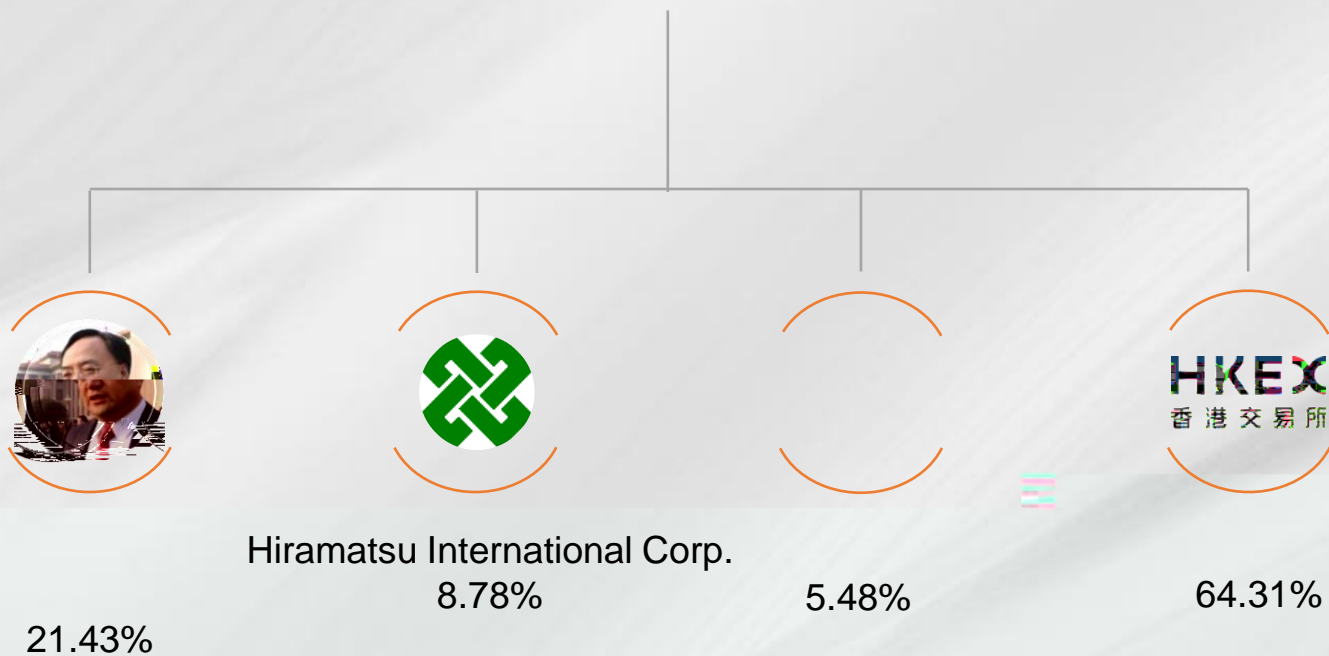

2024

(NO.56)

2024


2024

-



* 2024 12 31

2.3



6-8

6-8


2025

8

13 15

2.5



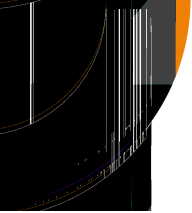


3.1




1.9GW

8.3GW



2024





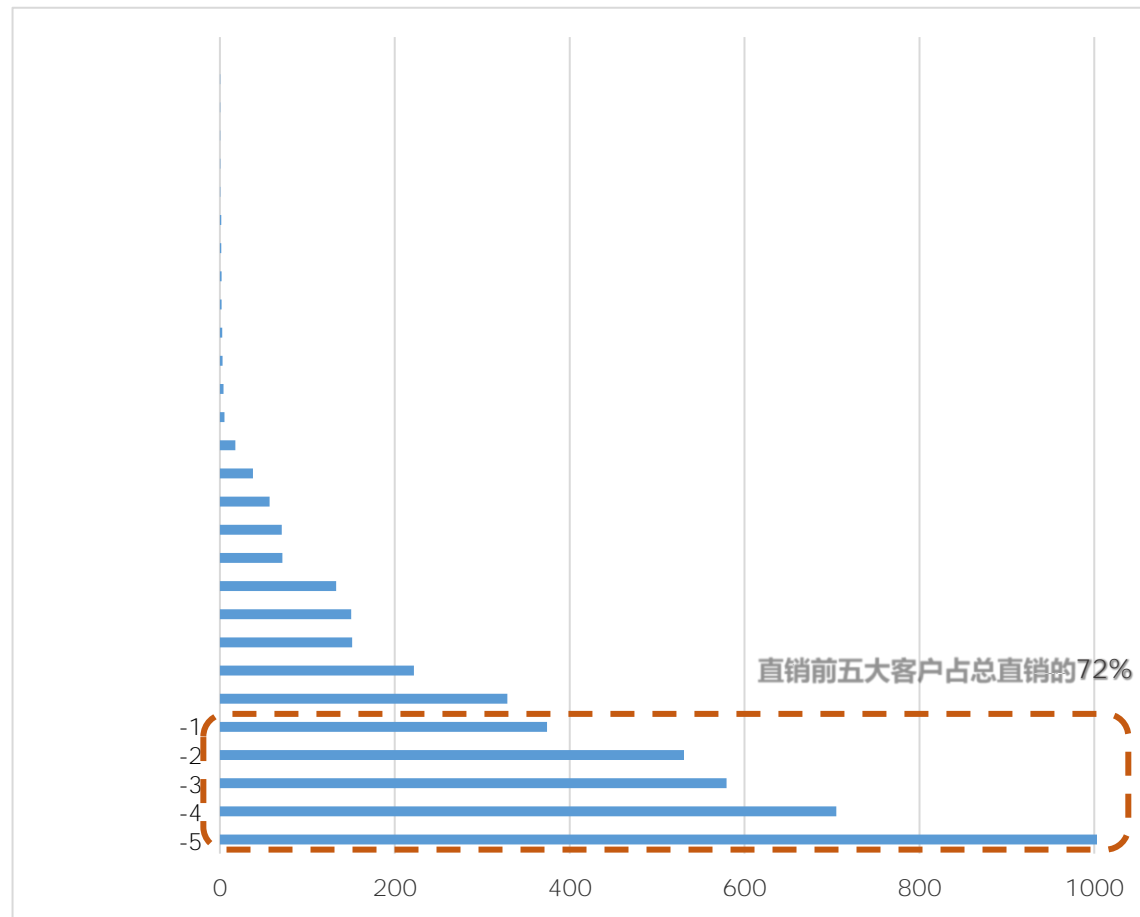
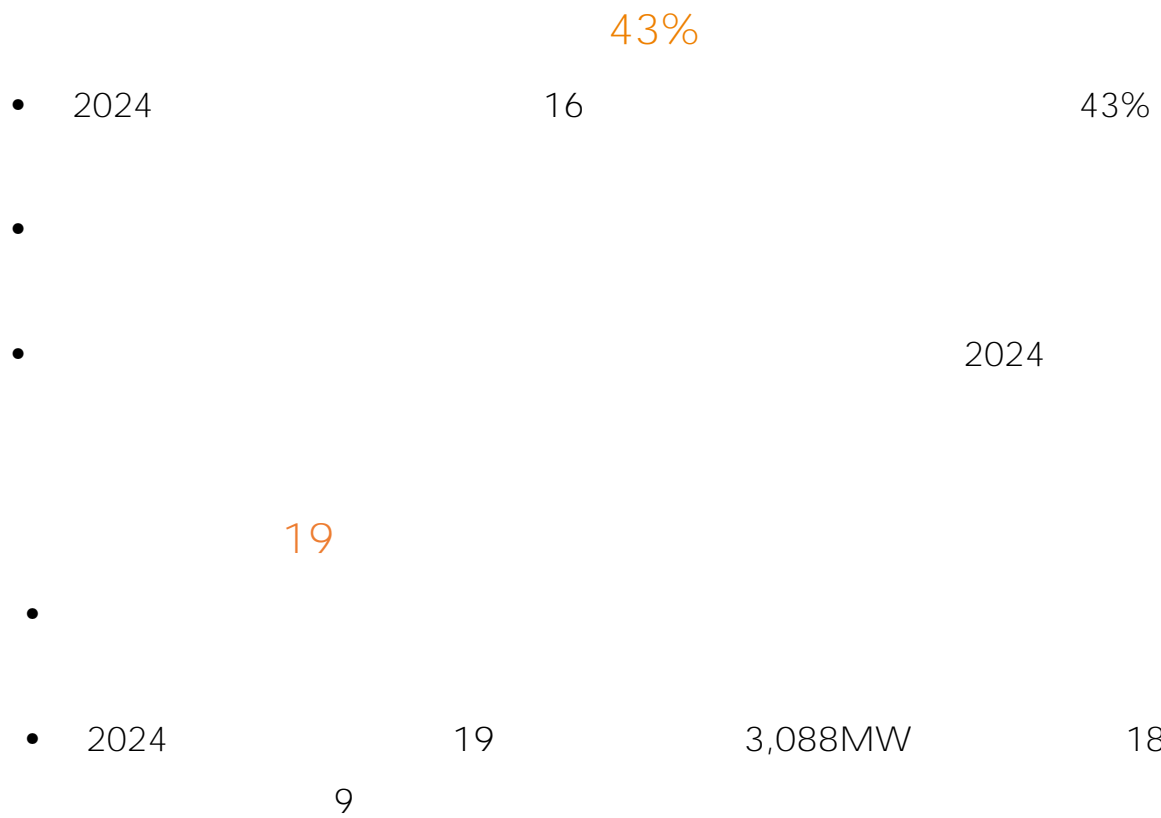
3.1.1

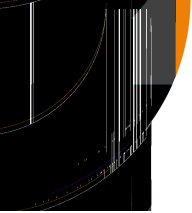
- 2024
-

% † # Å 13



3.1.2





3.1.3



“小、快、灵”



“ ”

“ ”

“ ”



3.1.4




- 20~25% B 5~8%
-
-
- OBB OBB
-
- 705-715W 1.6mm
-



3.1.4

-
- 2018 N N TOPCon



3.1.5



2024	182N	99.83% P	99.93%	N	0.34% P	0.18%
		100%				
			AI	+		90%
	100%	0.009 /W		100%	99.8%	

800



EPC



3.3

46

2024

- 20 10
- 2000 6-16 120
- 4-5 6
-



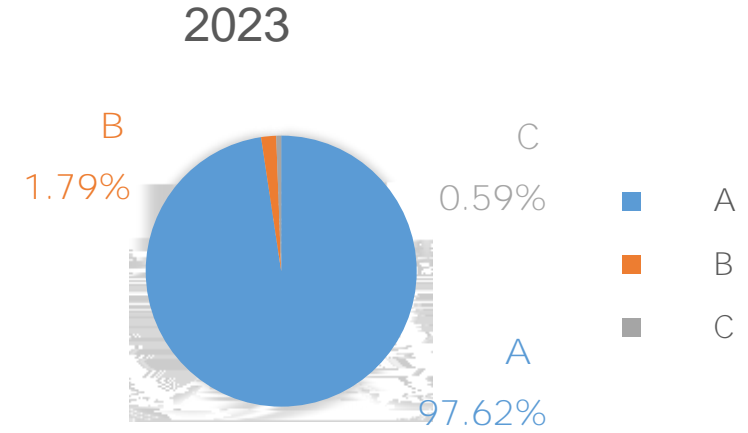
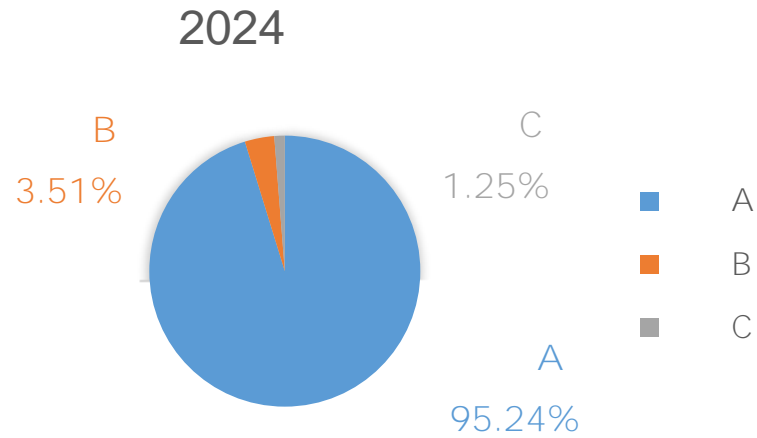


2024

	6468	6467
(



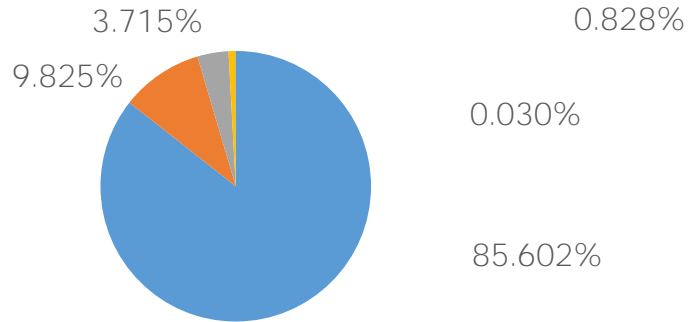
2024



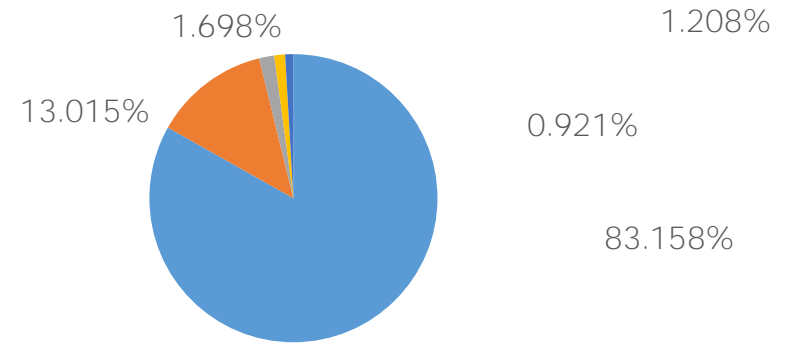
		6468	6467	
		()	()	
A		706 07	7,021,656	-49.7%
B		56 08	128,667	+1.0%
C		8 056	42,530	+9.1%
		70 4 05	7,192,853	-48.5%



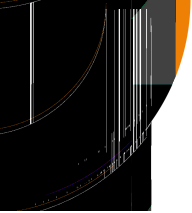
2024



2023



	6468	6467	
	705,606	5,981,401	-47.0%
	7,805,89	936,124	-61.1%
	57,07	122,170	12.7%
	740,4	86,882	-64.7%
	5054	66,276	-98.3%
	70,405	7,192,853	-48.5%



-

180.9

692.1

-

1454.5

	6468	





5.1

-


93%

7%

-

AI

-



5.3



- 6 8
- 8
- 2025 8 13 15
- 8
- 12
-

感谢聆听