


“ “ “ “ “ “



01


02

03


04

05














21.43%













120


4-6


4-6

2023









TOPCon

TOPCon

TOPCon





**S** 18X 210-N TOPCon CQC  
**S** CQC TÜV VDE JET MCS BIS  
 INMETRO SEC  
**S** IEC 63209 IEC63126




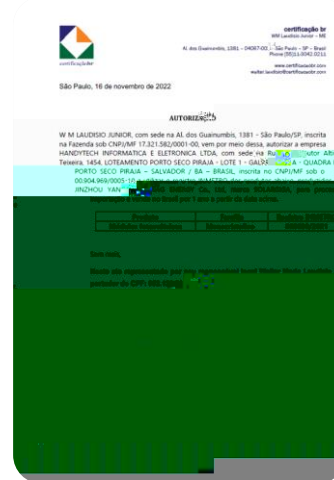
CQC



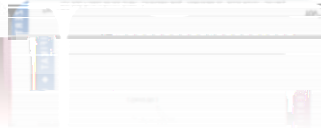
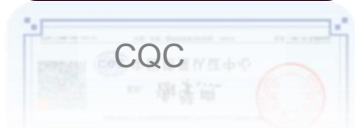
VDE




INMETRO

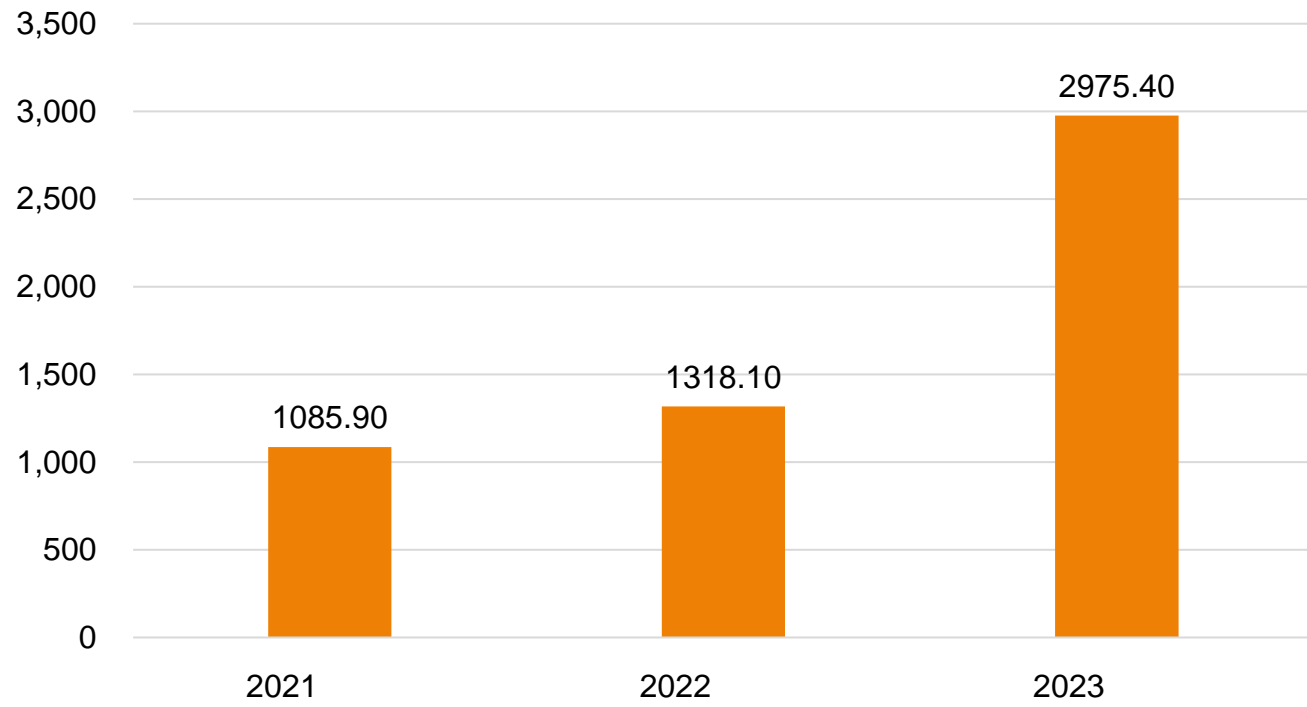



JET














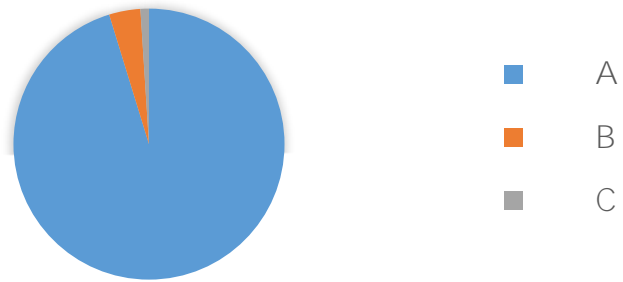
2023

|     | 2023    | 2022    |          |
|-----|---------|---------|----------|
| ( ) | 3,472.6 | 2,362.9 | +47.0%   |
| ( ) | 233.8   | 111.0   | +110.6%  |
| (%) | 6.7%    | 4.7%    | +2.0个百分点 |
| ( ) | 263.5   | 228.6   | +15.3%   |
| ( ) | 99.9    | 7.8     | +1180.8% |
| ( ) | 3.01    | 2.04    | +47.5%   |

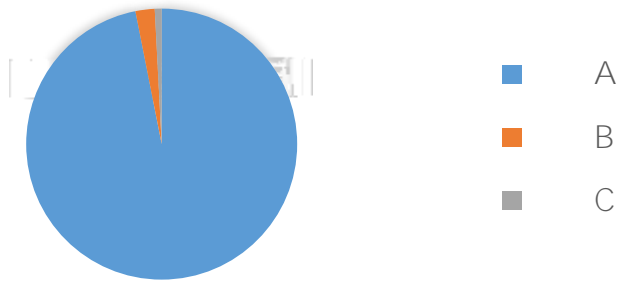


2023

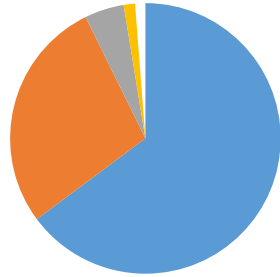

2022



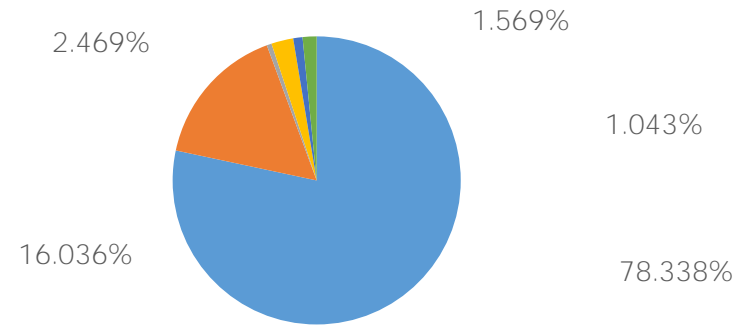
2023



|   |  | 2023      | 2022      |        |
|---|--|-----------|-----------|--------|
| A |  | 3,364,532 | 2,253,135 | +49.3% |
| B |  | 79,681    | 86,557    | -7.9%  |
| C |  | 28,384    | 23,250    | +22.1% |
|   |  | 3,472,597 | 2,362,942 | +47.0% |

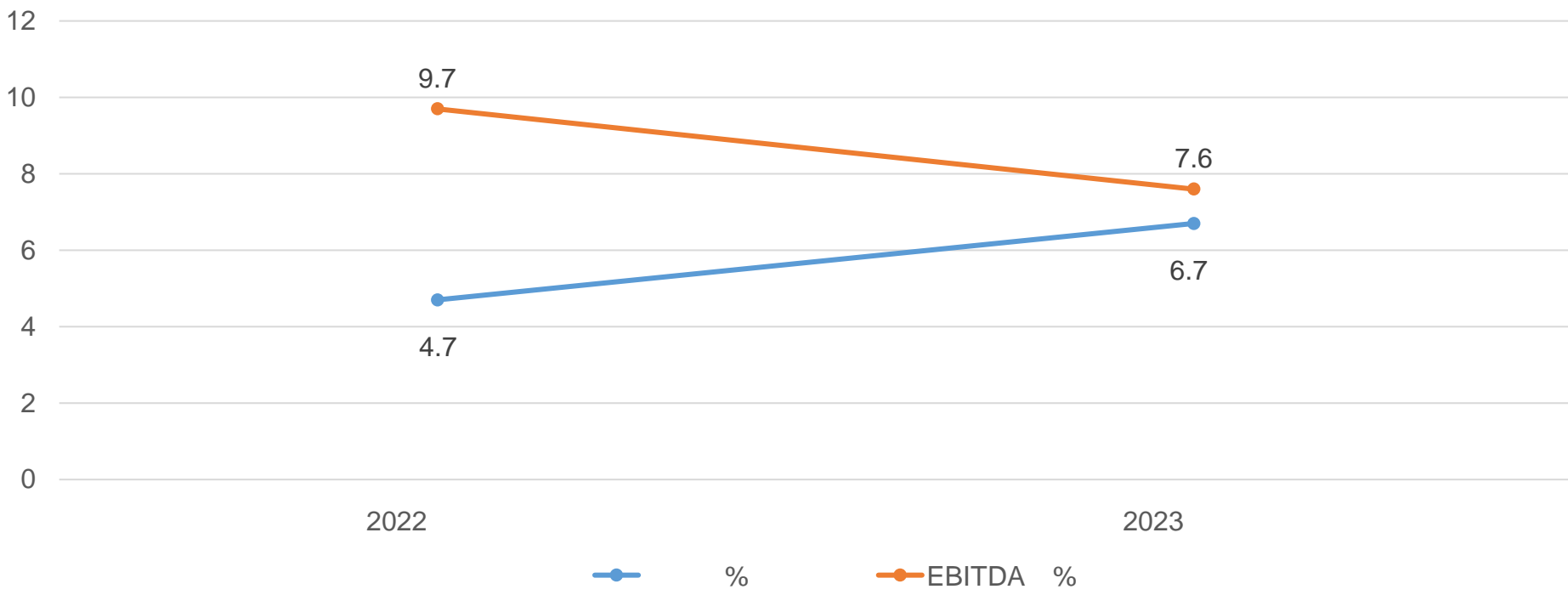


2023

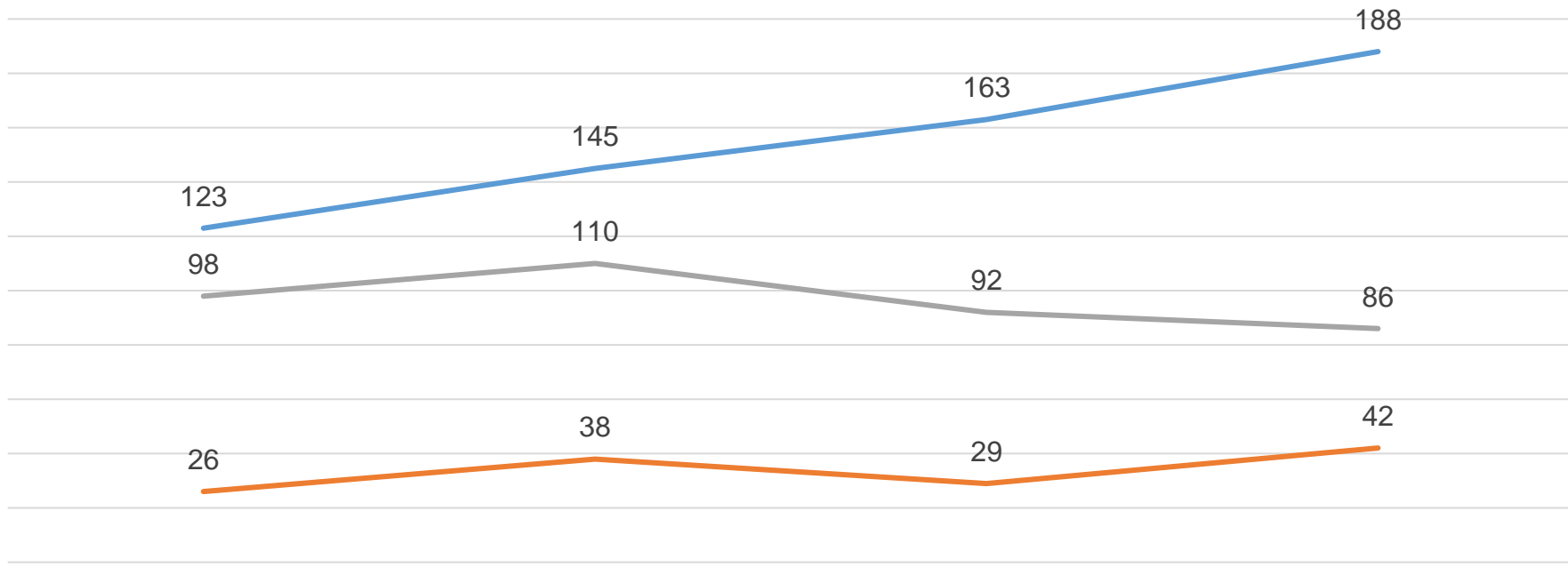





2023 4.7% 110.6% 2 6.7% 2022 111.0 9.7% 7.6% 228.6










2023 1,330.8 2022 311.3

2023

|  | 2023      | 2022    |         |
|--|-----------|---------|---------|
|  | (1,330.8) | 311.3   | -527.5% |
|  | 405.2     | (320.7) | 226.3%  |
|  | 576.9     | 80.4    | 617.5%  |







PV InfoLink

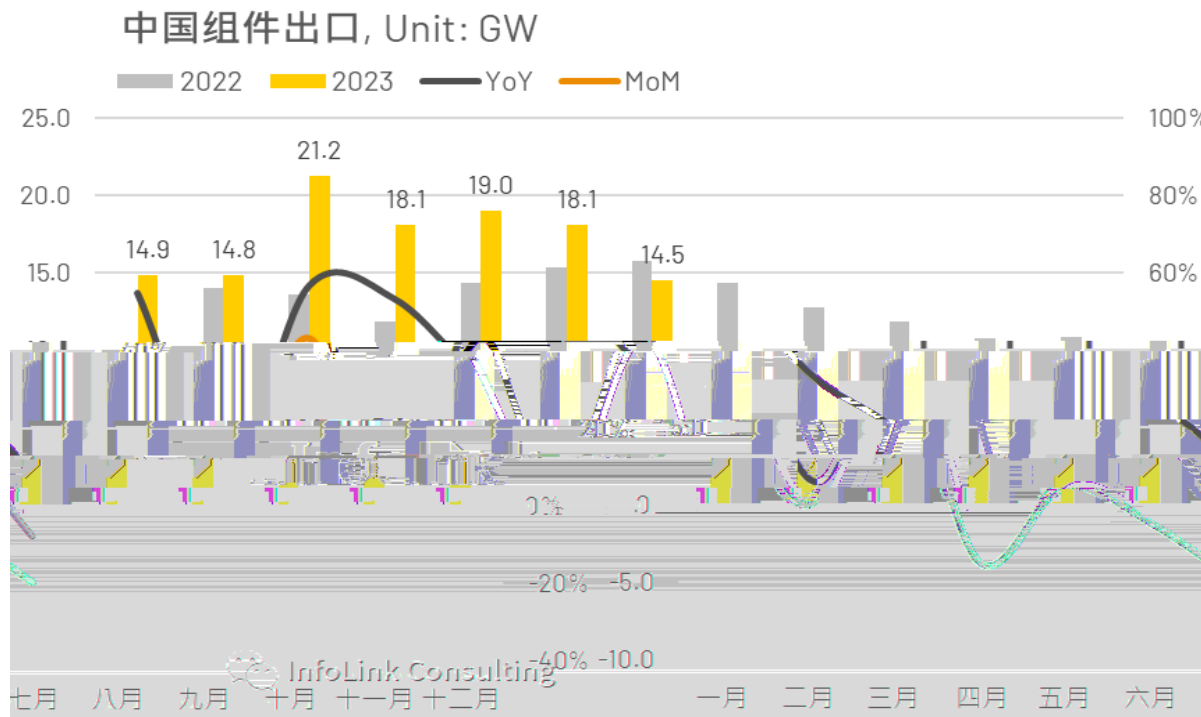
2023 7

PV Infolink


2023

390-455GW


38%-61%



PV Infolink







“ ”

感谢观看