







- 1.2
- 600 2018
- 1.8

- 1.2
- 600 2018
- 1.8





20 N /P

38



300kg

CL200T
3000mm

1

14

2



15ppm



N P



1.2GW /
1.8GW

2018







8

400MW

N



P

PID

N










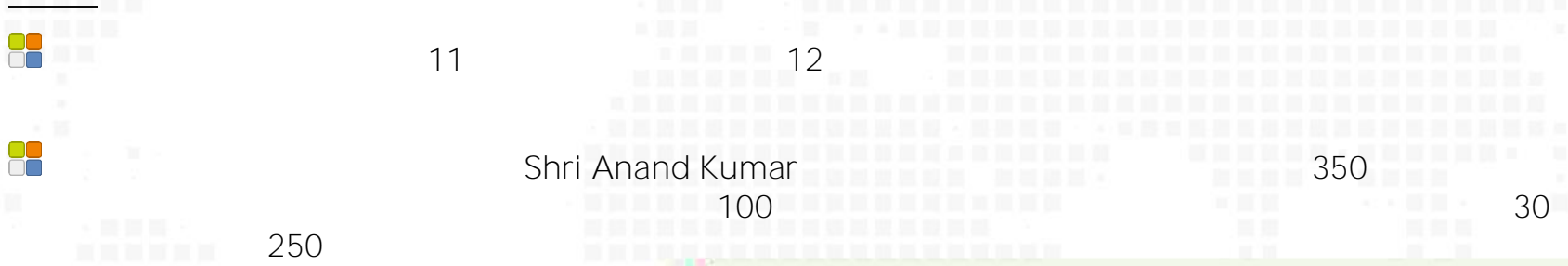
154.5

12.24

24.34
#021N•60
70%

53.06
24







ZEH

50%

ZEH





22% 24%




(MIP)







毛利率









			▶

			▶





12%

600
1.8GW

600

206.4

323.3

1.2GW

2018

184.5

331.7











1







361

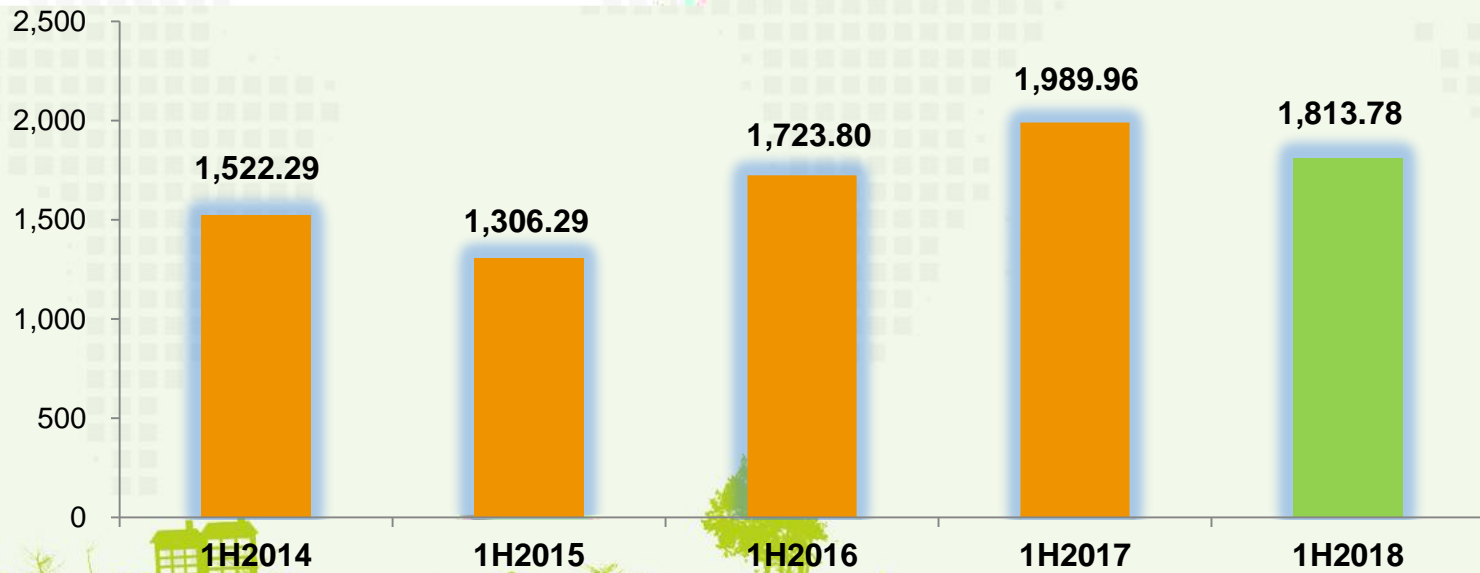
1,207

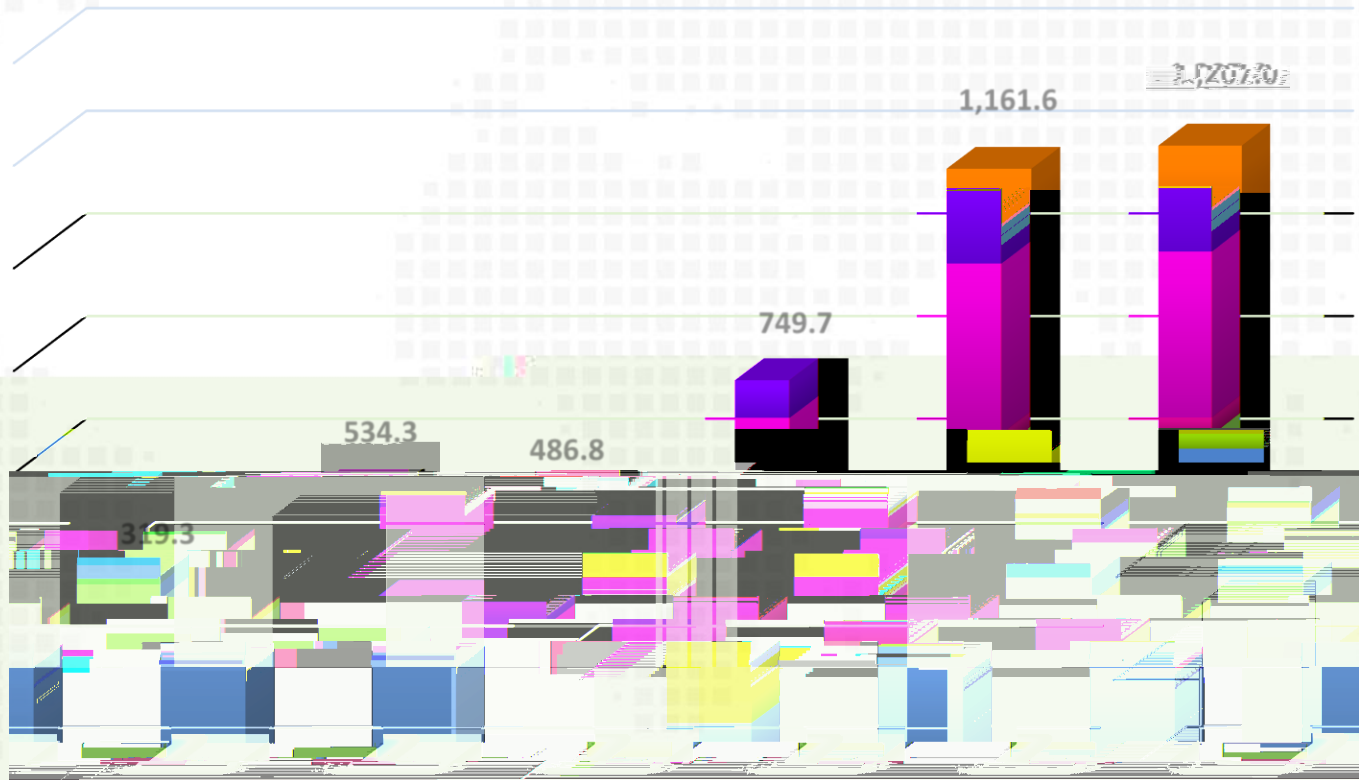
531

338

1,161

()







531





95.299

107.280





(' 000)	2018 6 30	2017 12 31	
	2,765,210	2,821,891	(56,681)
	3,340,266	3,170,491	169,775





-

-

-

120



157
97

96

70%

10%







 2018

