






EPC

SADA






Solargiga Energy Holdings Limited









2014

28.65

40%

2014

1,016.4

2013

33.2%



2013

2%

2014

3.64

16%

2014

142.6%

為12.7%



2014

3,970

2014

1.71

1.13

53.58

EBITDA

70%

|  |  |  |
|--|--|--|
|  |  |  |
|  |  |  |
|  |  |  |
|  |  |  |
|  |  |  |
|  |  |  |
|  |  |  |
|  |  |  |
|  |  |  |
|  |  |  |






| 12 31 ( '000) | 2014      | 2013      |        |
|---------------|-----------|-----------|--------|
|               | 1,798,519 | 1,603,618 | 12.2%  |
|               | 2,477,881 | 2,176,101 | 13.9%  |
|               | 4,281,040 | 4,240,174 | 1.0%   |
|               | 3,105,022 | 3,001,378 | 3.5%   |
|               | 1,176,018 | 1,238,796 | (5.1%) |






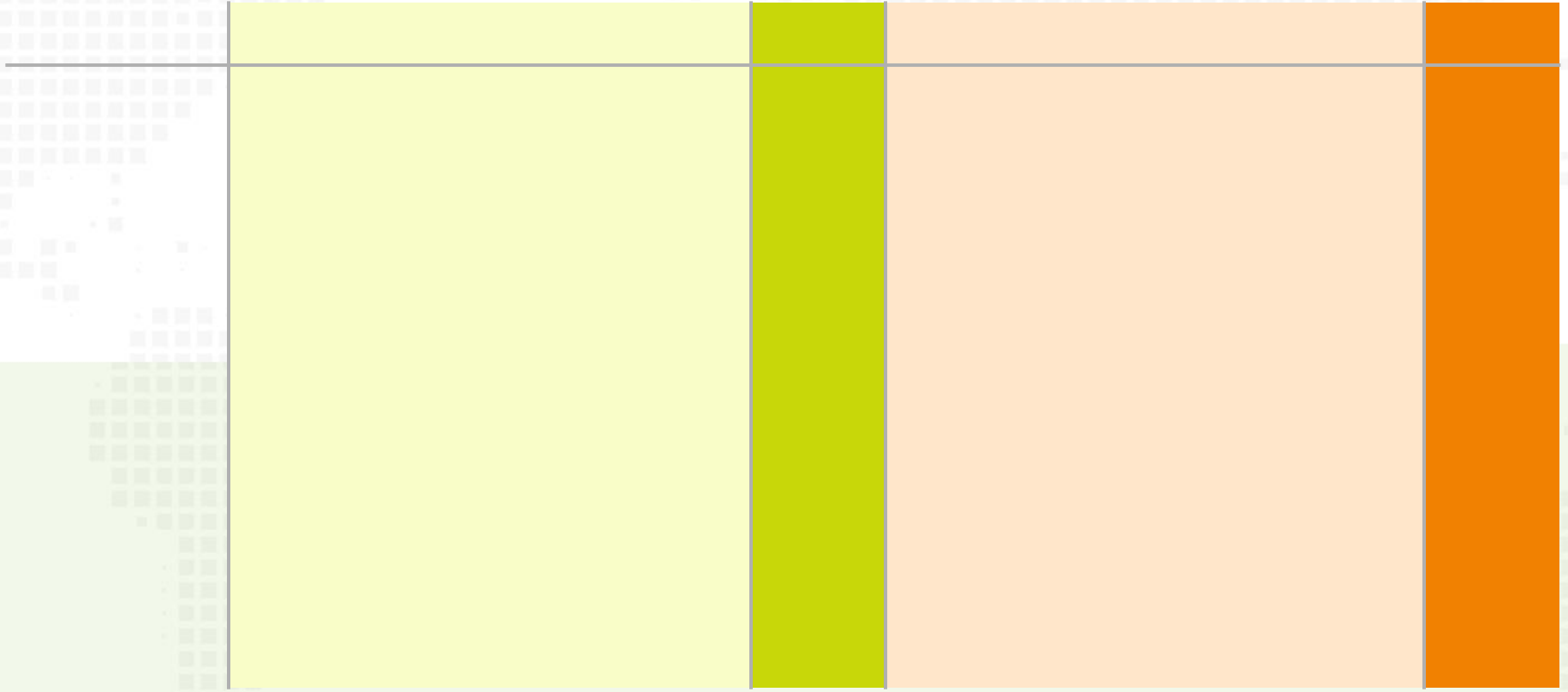
| 12 31 | 2014   | 2013   |         |
|-------|--------|--------|---------|
|       |        |        |         |
|       | 40     | 56     | (16)    |
|       | 89     | 67     | 22      |
|       | 81     | 79     | 2       |
|       |        |        |         |
| ( )   | 0.73   | 0.74   | (0.01)  |
| (%)   | 124.6% | 126.3% | (1.7PP) |

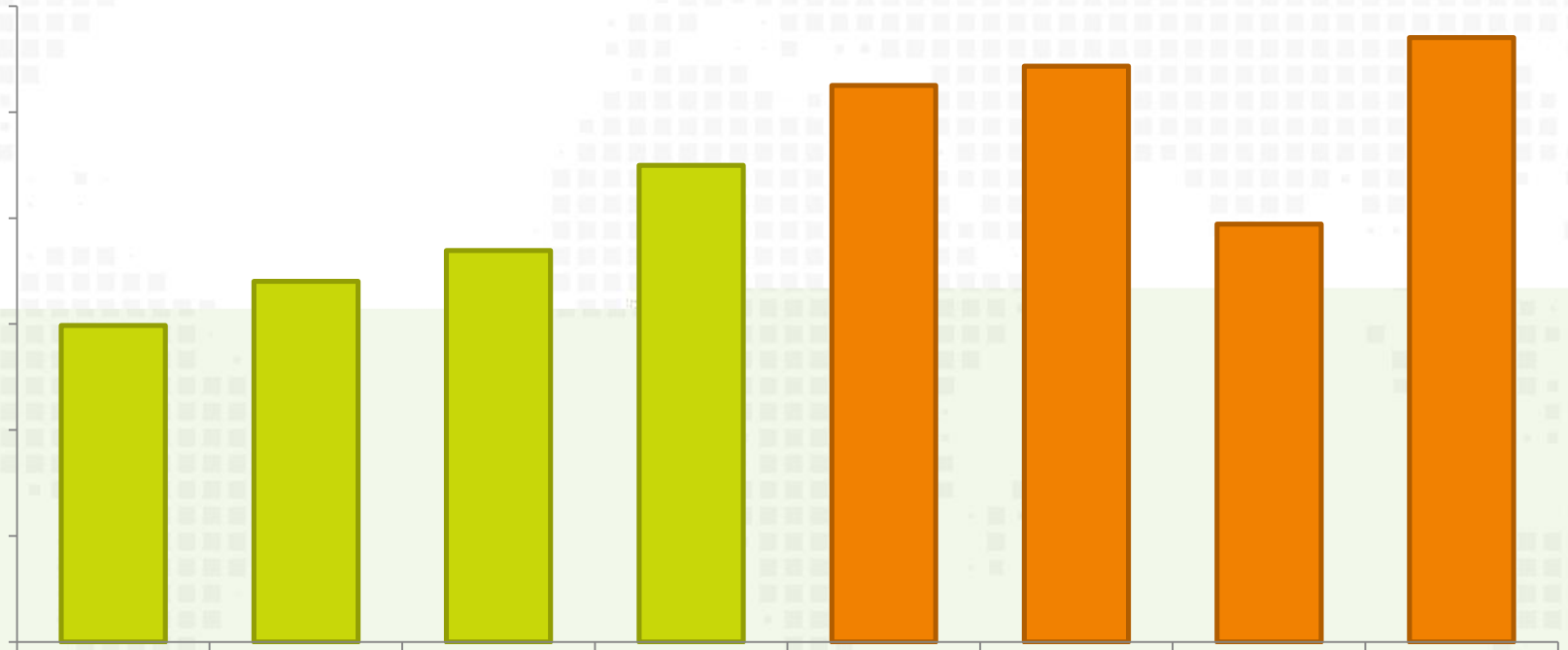















|  | 1Q2013 | 2Q2013 | 3Q2013 | 4Q2013 | FY2013 | 1Q2014 | 2Q2014 | 3Q2014 | 4Q2014 | FY2014  |
|--|--------|--------|--------|--------|--------|--------|--------|--------|--------|---------|
|  | 9.53   | 11.79  | 30.38  | -      | 51.70  | 15.60  | 64.80  | 25.60  | 131.00 | 237.0   |
|  | 21.82  | 12.51  | 12.94  | 12.67  | 59.94  | 9.70   | 3.60   | 2.20   | 0.40   | 15.90   |
|  | 79.61  | 68.93  | 30.36  | 86.98  | 265.88 | 79.80  | 66.50  | 25.70  | 40.80  | 212.80  |
|  | 18.35  | 27.34  | 13.79  | 14.30  | 73.78  | 32.90  | 29.00  | 25.70  | 17.30  | 104.90  |
|  | 19.95  | 24.77  | 42.96  | 51.20  | 138.88 | 47.70  | 38.40  | 32.10  | 41.90  | 160.10  |
|  | -      | 24.73  | 54.22  | 59.66  | 138.61 | 76.80  | 69.30  | 85.90  | 53.70  | 285.70  |
|  | 149.26 | 170.07 | 184.65 | 224.81 | 728.79 | 262.50 | 271.60 | 197.20 | 285.10 | 1,016.4 |





2014 12 31







\_\_\_\_\_





20

1.15

3,300

(EPC)

Z





2013 12  
Solargiga 90%

70%

DCH



200


40MW


6,000

DCH Solargiga

EPC







EPC O&M






2014

2017



N





**Kin Shan YUEN**

852 3416 2004  
[kinshan.yuen@solargiga.com](mailto:kinshan.yuen@solargiga.com)

Canace XIE  
Cara PANG

[canacexie@financialpr.hk](mailto:canacexie@financialpr.hk)  
[carapang@financialpr.hk](mailto:carapang@financialpr.hk)  
852 2610 0846  
852 2610 0842